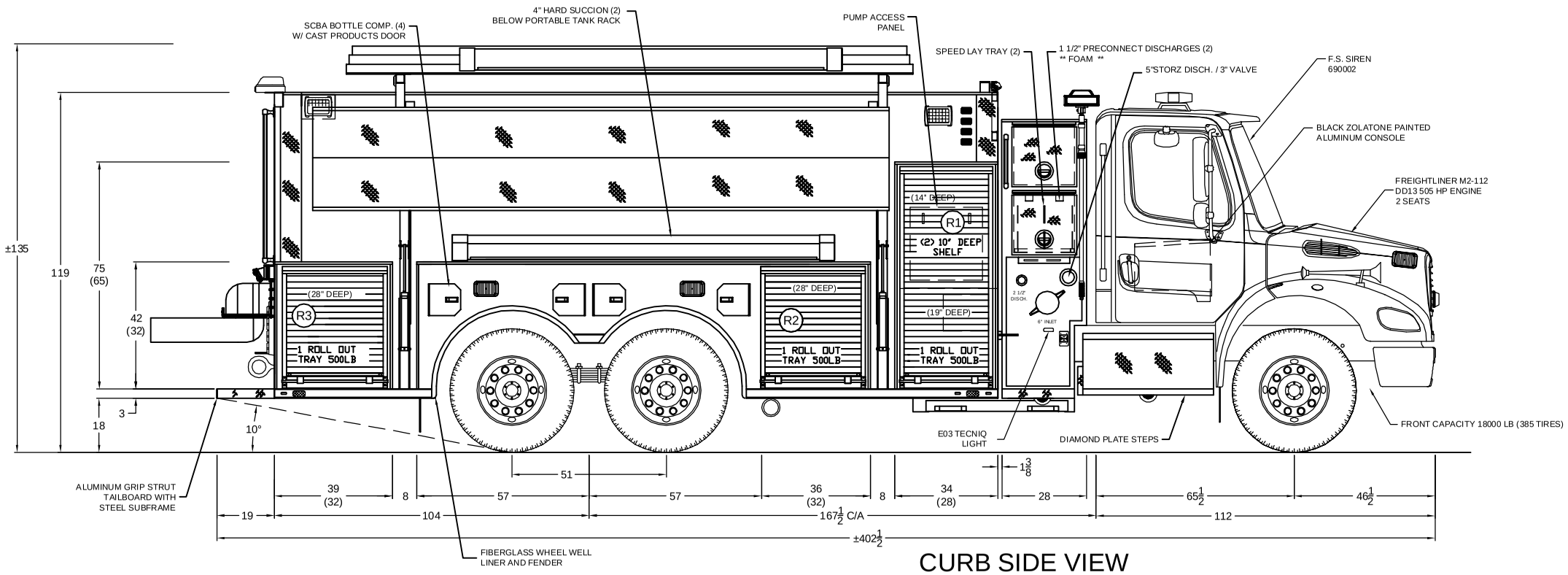

CURB SIDE VIEW

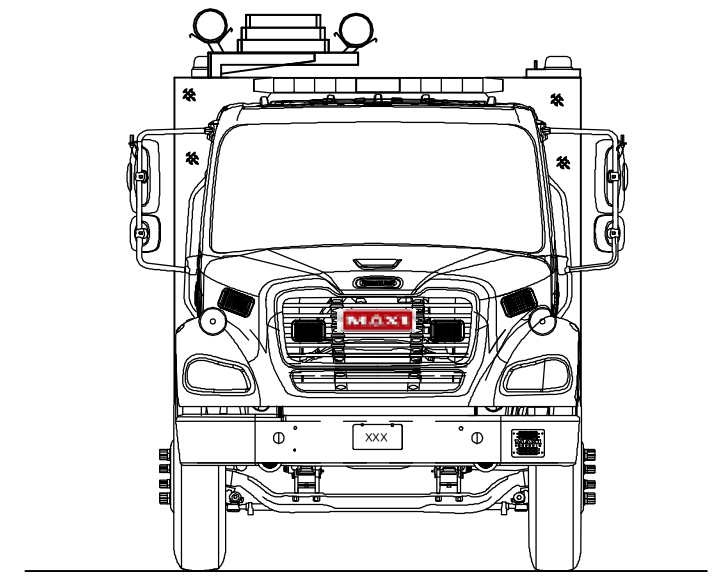

FRONT VIEW

COPOLYMER BOOSTER TANK
-2500 IMP. GAL. WATER
-25 IMP. GAL. FOAM

NOTES:

** (2) LUMABAR LIGHTING **
IN EACH COMPARTMENT

** LUMABAR AY-9220-32-C-0 (1) **
WITHIN PUMP HOUSE
(PLUMBING AREA)

** LADDER HYDRAULIC UNIT
(PLUMBING AREA)

ALL COMPARTMENTS: INTERIOR BUFFED FINISH

PUMP HOUSE EXTERIOR: BUFFED FINISH

WATEROUS CX PUMP 1500 GPM (1250 GIPM)
+ FOAMPRO 2001 SYSTEM

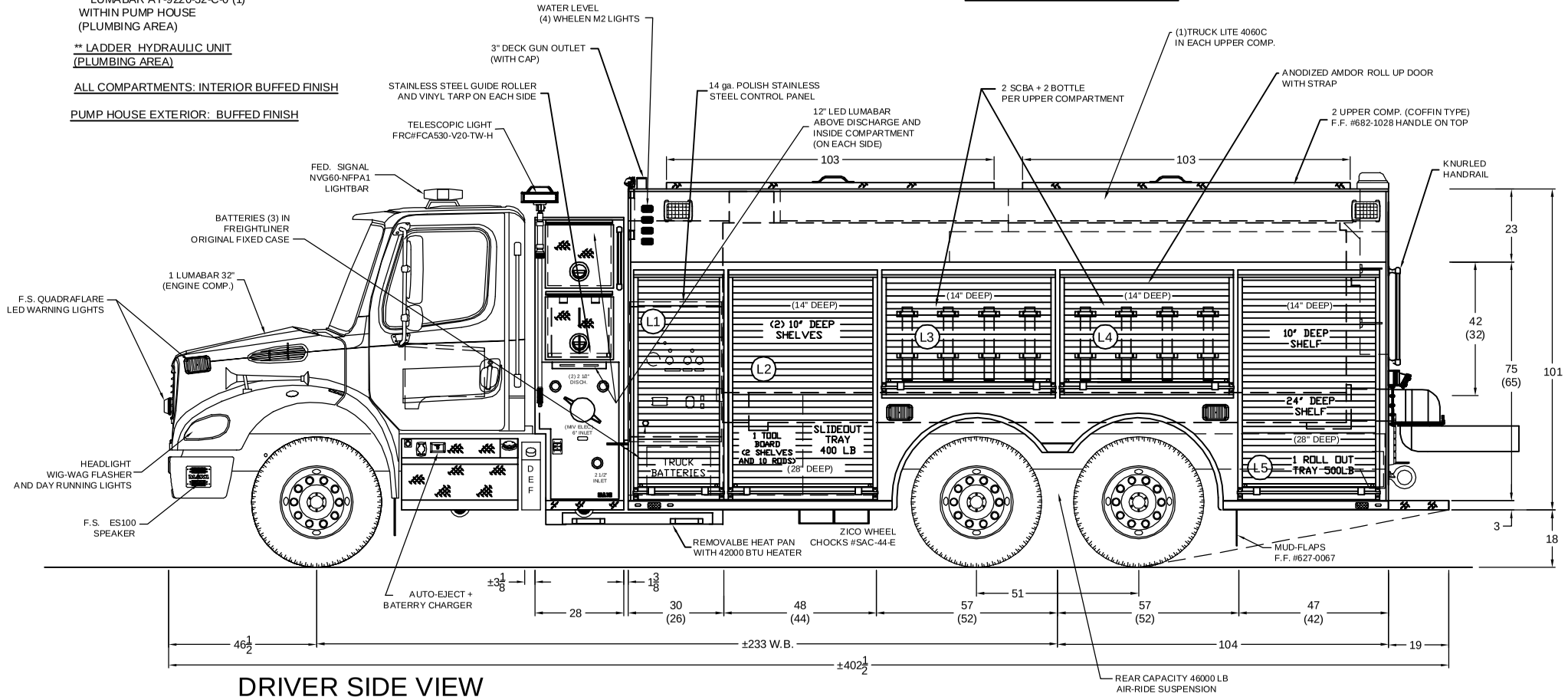

DRIVER SIDE VIEW

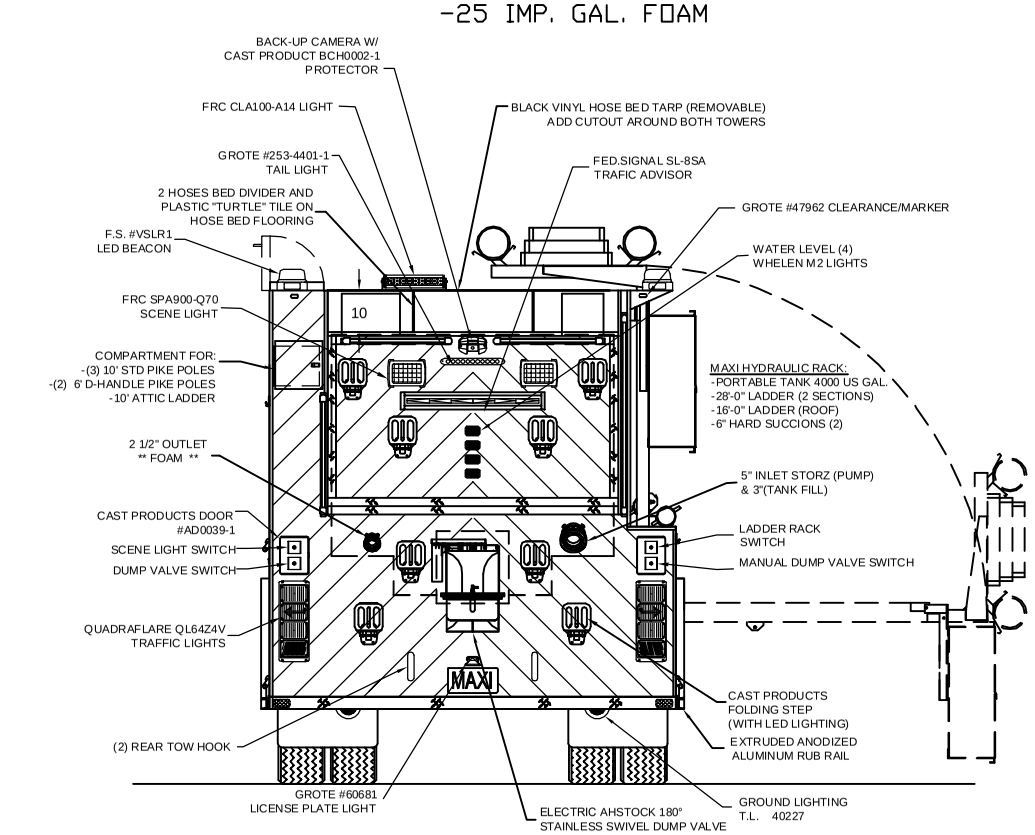

REAR VIEW

	NAME	DATE
DRAWN BY	SYLVAIN L.	2019-05-14
-		

TYPICAL

DIMENSIONS : INCH

TOLERANCES (EXCEPT AS SPECIFIED)

X: ±1/16 .X: ±.100
X/X: ±1/32 .XX: ±.010
X/XX: ±1/64 .XXX: ±.001
ANGLE: ±0.5°

PROPERTY AND CONFIDENTIALITY
THE INFORMATION IN THIS DRAWING IS CONFIDENTIAL AND PROPERTY OF MAXI-METAL INC.. ANY COPYRIGHT IS PROHIBITED WITHOUT OUR WRITTEN APPROVAL. © [illegible]

MAXIMETAL
Optimized Intervention Vehicles
MAXI-METAL INC.
9345, 25e AVENUE
SAINT-GEORGES (QUÉBEC
G6A 1L1
PHONE NO.: 418 228-66
418 228-M
1 800 510-6
FAX NO.: 418 228-04

CERTIFIED ISO 9001 : 2008

TITLE: INC2212

DRAWING NO.: PUMPER-TANKER

PROJECT:

MAT.: WEIGHT:

ANSI SCALE: QUANTITY:

ZONE	REV.	DESCRIPTION	DATE	APPROUVED

EN CAS DE DISPARITE ENTRE CE DESSIN ET LE DEVIS TECHNIQUE, LE DEVIS TECHNIQUE PREVAUDRA.
IN CASE OF DISCREPANCY BETWEEN THIS DRAWING AND THE TECHNICAL SPECIFICATIONS, THE TECHNICAL SPECIFICATIONS SHALL PREVAIL.

8 7 6 5 4 3 2 1